

HARYANA

1. General Scenario and Current Trend: Total geographical area of the state is 44.21 lakh ha out of which 35.56 lakh ha is Net Sown Area. There are 15.28 lakh farm holding out of which 65% is occupied by small and marginal farmers.

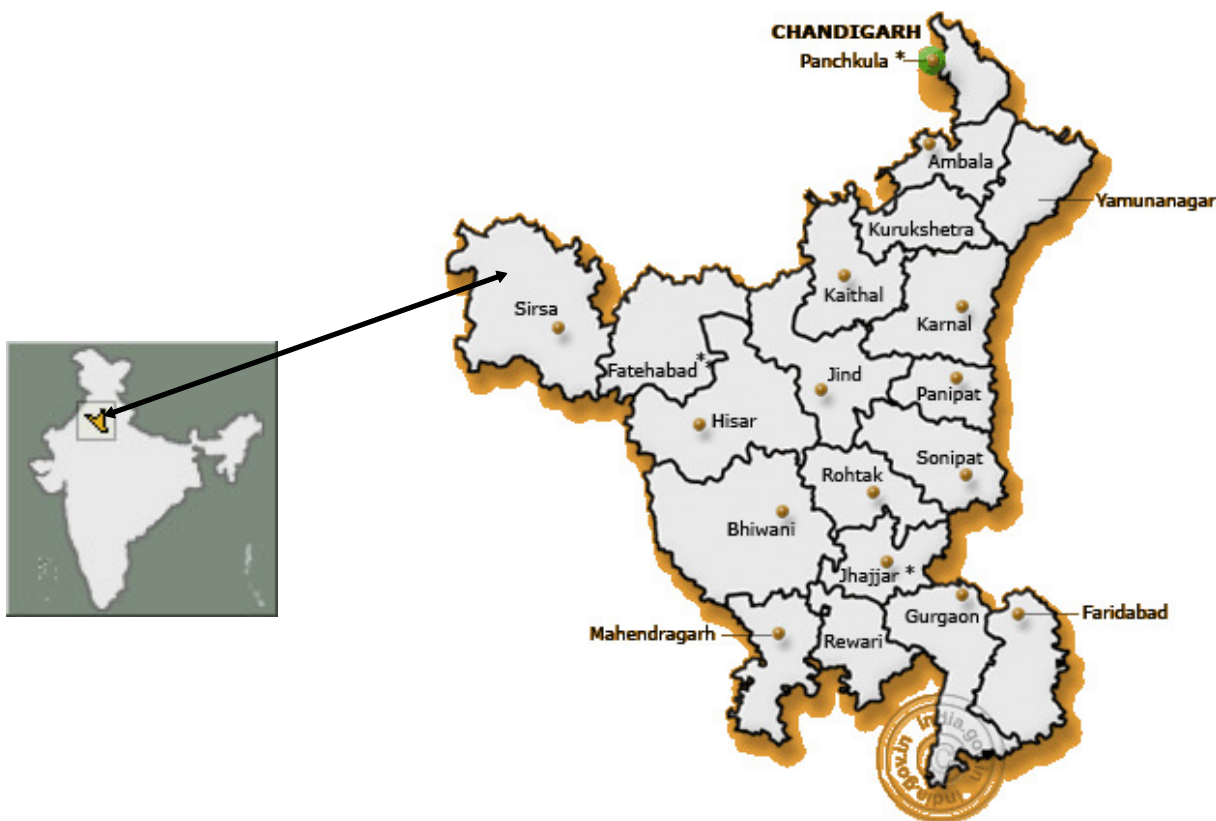
84% of cropped area is irrigated and annual average rainfall is 160-751 mm. The state has 49,000 ha of salinity affected area and 1.84 lakh ha of alkalinity affected area. Deficiencies of potash, nitrogen and phosphorous is prevalent.

Except for urad SRR has not been achieved in any crop.

As per 3rd Advance Estimates 2008-09, productivity of rice is 2726 kg/ha, wheat 4268 kg/ha, jowar 506 kg/ha, bajra 1769 kg/ha, maize 2182 kg/ha, gram 798 kg/ha, total pulses 861 kg/ha, total oilseed 1551kg/ha.

33,000 ha area is under fruit plantation and productivity of fruits is 7.2 MT/ha. 2.74 Ha area is under vegetable cultivation and productivity of vegetables is 11.9 MT/ha. 2.6% of cabbage, 6.0% of cauliflower, 2.9% of onion and 2.8% of peas of the country's production is grown in the state. 14,304 ha of water area is under pisci-culture and productivity is 5300 kg/ha

Agriculture and allied sector contributes approx 20% to the state GSDP.



2. Strength: 84% of irrigated area, nearer to bigger markets.

3. Limitation: Soil deficiency, SRR and VRR not as per national standards.

4. Public Investment: The state has made a few interventions to increase production and productivity in agriculture and allied sector in recent years through State Plan and through Centrally Sponsored Schemes. In 2005-06, out of Rs.2996.77 cr State Plan, agriculture and allied sector received Rs.150.20 cr (5.01%), it was Rs.165.57 cr (3.91%) out of Rs.4232.64 cr State Plan in 2006-07 and it was Rs.204.36 cr (3.55%) out of Rs. 5751.18 cr State Plan in 2007-08. The allocation to the sector was Rs.307.34 cr (4.37%) out of Rs.7032.88 cr State Plan in 2008-09.

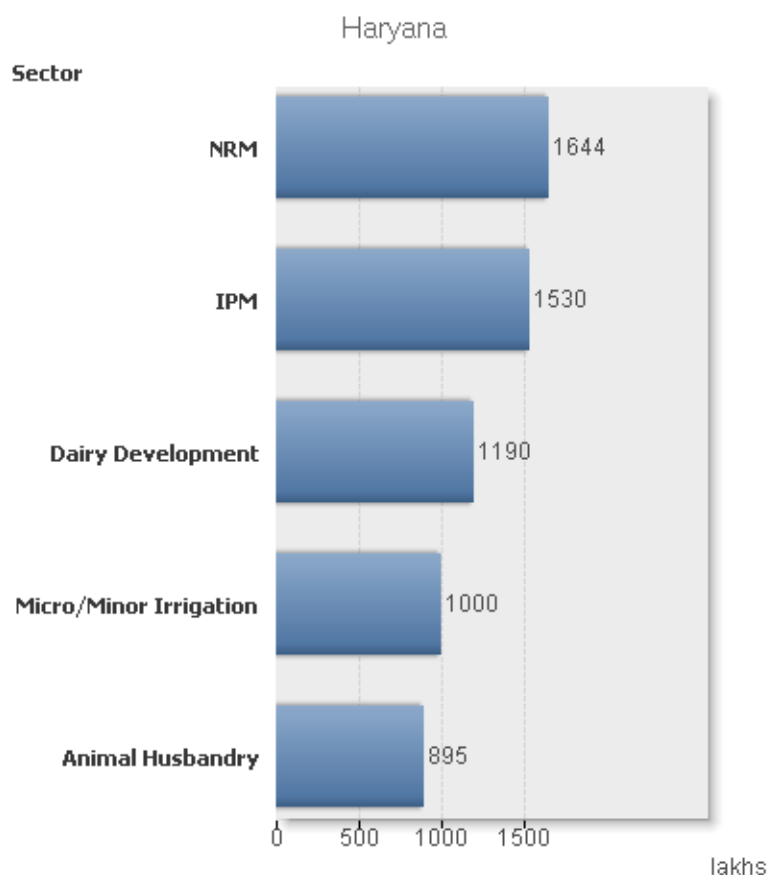
During 2007-08, Government of India provided Rs.22.50 cr under MMA, Rs.8.0 cr under ISOPOM, Rs.21.52 cr under RKVY, Rs.2.85 cr under ATMA, Rs.3.17 cr under Cotton Mission, Rs.64.76 cr under NHM and Rs.21.14 cr under NFSM.

During 2008-09 Rs.23.00 cr under MMA, Rs.7.0 cr under ISOPOM, Rs.39.50 cr under RKVY, Rs.4.77 cr under ATMA, Rs.3.85 cr under Cotton Mission, Rs.33.0 cr under NHM and Rs.11.05 cr under NFSM was provided to the State.

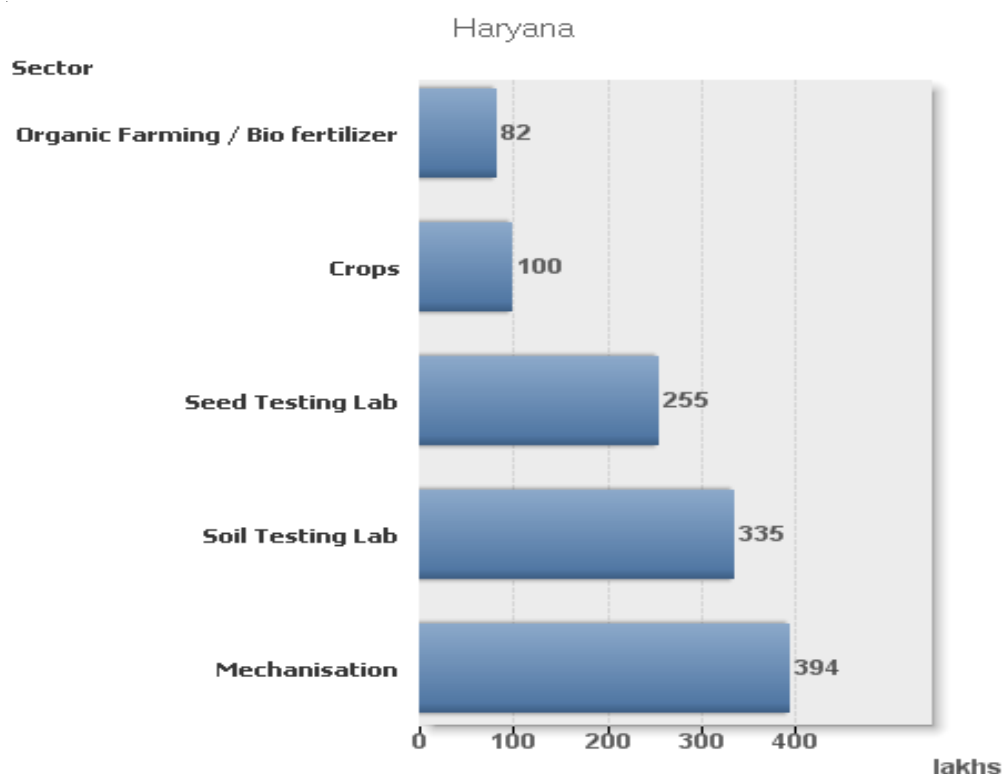
Thus, in first two years of the 11th Plan Period, State Government provided Rs.511.7 cr for the agriculture and allied sector and Government of India provided more than Rs.270 cr for the sector.

State Priority under RKVY 2007-09

Top 5 priority sectors under RKVY



Bottom 5 priority sectors under RKVY



Future Strategy and Intervention as identified by the state:

- Sustainability of soil having salinity, alkalinity, deficiency of micro-nutrients, poor organic carbon
- Conservation of water resources
- Crop diversification
- Management of insects/pests
- Seeds
- Area expansion for fish-production
- Increasing number of livestock and its productivity
- Promotion of Murrah
- Feed and fodder production

Recommendations:

- Sustained Soil Health Management through soil testing and mapping
- SRR, SMR and VRR to be achieved in all crops
- Micro-irrigation
- Crop diversification
- Area expansion in horticulture and pisci-culture
- PHM infrastructure and development
- Increasing productivity of livestock
- Feed and fodder production